

Chattahoochee Council



Cub Scouts Shooting Sports Archery Competency Work Sheet



Name: _____ Date: _____ Pack: _____

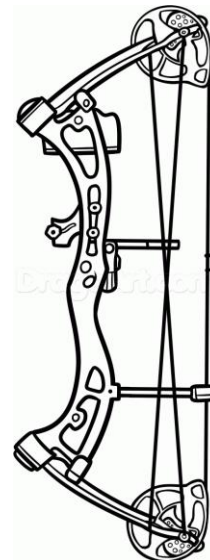
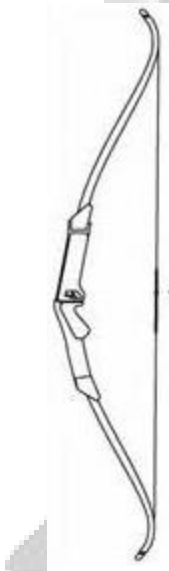
Prior to Arrival

Please complete this by going online and using the cub scout shooting manual at:
[http://www.scouting.org/filestore/Outdoor%20Program/pdf/510-322 WEB.pdf](http://www.scouting.org/filestore/Outdoor%20Program/pdf/510-322_WEB.pdf)

1. Demonstrate how to follow archery range safety and whistle commands (Lvl1-Req1 & Lvl2-Req3)

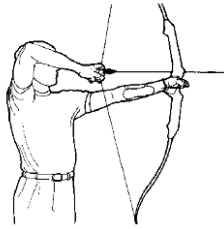
- 2 Whistles
- 1 Whistle
- 3 Whistles
- 5 Whistles

2. Identify recurve or compound bow and their parts including: String, limbs, grip, riser. Identify parts of an arrow. (Lvl1-Req2 & Lvl2-Req2)



Chattahoochee Council

3. Explain how to use arm guards, finger tabs and quivers and demonstrate (Lvl1-Req3)



4. Tell 5 facts about archery in history or literature (Lvl2-Req4)

1

2

3

4

5

When Scout has completed these tasks parent should sign on the last page as Akela

On the range

These tasks are to be completed on the range and signed off by the instructor

5. **On the Archery range Scouts will perform as follows (Lvl2-Req2)**

- **Tiger:** Shoot three arrows at a target on an approved range; then repeat and do your best to improve your score. (Shoot a total of six arrows.)
- **Wolf:** Shoot five arrows at a target on an approved range; then repeat and do your best to improve your score. (Shoot a total of 10 arrows.)
- **Bear:** Shoot five arrows at a target on an approved range; then repeat twice and do your best to improve your score each time. (Shoot a total of 15 arrows.)
- **Webelos/Arrow of Light:** Shoot five arrows at a target on an approved range; then repeat three times and do your best to improve your score each time. (Shoot a total of 20 arrows.)

Chattahoochee Council

6. Demonstrate how to effectively shoot a bow and arrow. (Lvl1-Req4)

- Correct Stance
- Nock arrow
- Hook & grip bow
- Raise bow
- Draw
- Anchor
- Hold
- Aim
- Release
- Follow through

7. Demonstrate how to safely retrieve arrows after the range is clear. (Lvl1-Req5)

Akela Signature: _____

Instructor Signature: _____

Den Leader/Pack Leader Signature: _____

Date: _____